



Mobile Safety Solutions Compliance Management Suite

An Internet & PDA based active management solution
for Health and Safety





Background

- Mobile Software Systems Limited founded in April 2006
- Winners of the Yorkshire Digital Awards 'Best use of Broadband'
- Raised private equity finance from Yorkshire Fund Managers
- Customers include:
 - Faithful + Gould
 - Wincanton PLC
 - Wolseley PLC
 - Airedale Mechanical & Electrical
 - Derwent London PLC
 - Peninsula Business Services
 - Network Rail.





Benefits

- Compliance Improvement – driven by dynamic ‘Action Planning’
- Productivity Gains – no duplication of input and instant, automated generation of management reports
- Traceability – complete audit trail with time & date capture, photographic evidence and signature capture
- Automated archiving
- No lost paper or important data
- Instant distribution of raw data and management information
- Fully centralised access company wide





What is Mobile Safety?

- An Internet hosted management system
- A PDA based data collection tool





Internet Hosted Management System

- Deployed as a hosted service our management system required no localised user installation of software.
- The system can be accessed from anywhere in the world, giving real-time access to real-time data
- The management system allows users and management to interact with the data collected on the PDA's, and performs reporting and alerting functions amongst others





Compliance Management Suite (Dynamic)

- Home
- Action Planning
- Auditing
- Inspecting
- Surveying
- Risk Assessing
- Risk Analysis
- Reports
- Administration

Compliance Management Suite (Dynamic)

Demonstration System

This is a demonstration notice, and this has no effect on the system

Kind Regards,
Mobile Safety Solutions

System Overview

| | |
|-----------------------------------|--------------------------------------|
| Open Action Plans 14 | Overdue Action Plans 14 |
| Completed Audits 20 | Completed Surveys 3 |
| Completed Inspections 8 | Completed Risk Analysis 10 |

System Alerts
Overdue Plans: 14

My Alerts
Overdue Plans: 5

| No | Items | % | Due |
|----|-------|----|------------|
| 12 | 1 | 0% | 16/03/2008 |
| 15 | 1 | 0% | 18/03/2008 |
| 16 | 1 | 0% | 18/03/2008 |
| 17 | 1 | 0% | 18/03/2008 |
| 13 | 1 | 0% | 24/09/2008 |

Overdue Items: 5

| No | Due |
|------|------------|
| 12.1 | 16/03/2008 |
| 15.1 | 18/03/2008 |
| 17.1 | 18/03/2008 |
| 16.1 | 18/03/2008 |
| 13.1 | 24/09/2008 |

Executive Overview

| | |
|--|--|
| <p>Action Plans →</p> <p>Open Action Plans: 14</p> <p>Overdue Action Plans: 14</p> <p>Percentage Passed Due Date: 100%</p> <p>Overdue Action Plan Items: 29</p> | <p>Audits →</p> <p>Total Audits: 20</p> <p>Audits With Open APs: 3</p> <p>Audits With Overdue APs: 3</p> <p>% Audit APs Overdue: 100%</p> |
| <p>Surveys →</p> <p>Total Surveys: 3</p> <p>Surveys With Open Action Plans: 0</p> <p>Surveys With Overdue Action Plans: 0</p> | <p>Inspections →</p> <p>Total Inspections: 8</p> <p>Inspections With Open APs: 2</p> <p>Inspections With Overdue APs: 2</p> |



Simple display of important information



Automatically customised information depending on user



Simple easy access to important personal tasks



How does it work?

- Our solutions have many ways of doing similar functions to allow for the greatest amount of customer flexibility
- The following screens show how we can deal with the basic parts of an audit or inspection
- Each version has its own unique properties that make it suitable for specific circumstances
- Of course, as the solutions we provide are bespoke, further customisation can be performed making the solution fit hand in glove with your operational requirements





Adding an Audit

- Create a questionnaire

Create Questionnaire ✖

Name:

Type:





Adding an Audit

- Create a questionnaire

Create Questionnaire

Name:

Type:





Adding an Audit

- Create Sections

Questionnaire Sections 

| Order | Questionnaire Section | Score | Published |
|-------|---|-------|---|
| 1 | Management of Fire Safety | 5 | <input checked="" type="checkbox"/>   |
| 2 | Electrical Ignition Risks | 0 | <input checked="" type="checkbox"/>   |
| 3 | Sources of Ignition | 0 | <input checked="" type="checkbox"/>   |
| 4 | <u>Fire protection measures and consequences for life safety.</u> | 100 | <input checked="" type="checkbox"/>   |



Adding an Audit

- Create Questions

Questions [Management of Fire Safety]  


| Order | Question | Score | Type | Published |  |  |
|-------|--|-------|-----------------|-------------------------------------|---|---|
| 1 | Are regular fire safety inspections carried out? | 0 | Single Choice | <input checked="" type="checkbox"/> |  |  |
| 2 | Have all sources of ignition and combustible materials been identified, evaluated, removed, or reduced where possible? | 0 | Single Choice | <input checked="" type="checkbox"/> |  |  |
| 3 | Have all tenants been provided with adequate, comprehensive and relevant information on fire safety? | 0 | Single Choice | <input checked="" type="checkbox"/> |  |  |
| 4 | Are Fire rugs available in the kitchen and other rooms where there is open flames | 10 | Multiple Choice | <input type="checkbox"/> |  |  |









Adding an Audit

- Add Question Response Options (not required for static deployments)


Add the choices below: [Means of Escape - Doors] 











| Choice | Score |
|----------------|---|
| Satisfactory |   |
| Unsatisfactory |   |



Adding an Audit

- Add manual and automated selection options (will be auto-selected based on score if set)

Quick Selection: [Means of Escape - Doors] 

| Quick Selection | Min Score | Max Score |  |  |
|-----------------|-----------|-----------|---|---|
| Best Practice | 86 | 99 |  |  |
| Good | 31 | 60 |  |  |
| no score | | |  |  |
| Poor | 0 | 30 |  |  |
| Very Good | 61 | 85 |  |  |



Adding an Audit

- Add Observations & Recommendations if required (along with responsible persons for completing recommendations)





Observations



Observation

All doors fitted with security locks can be readily and easily opened in the event of an emergency.



All emergency exit doors have clear instructions displayed on how to open.



All emergency exit doors open in the direction of travel.



Means of escape doors not in normal use are opened at least monthly.



Recommendations



Recommendation

Owner

All emergency exit doors should have clear instructions displayed on how to open.

Contractors

Doors fitted with security locks should be capable of being readily opened in the event of an emergency.

Not Set

Emergency exit doors should be rehung to open in the direction of travel.

Not Set

Means of escape doors not in normal use should be opened at least monthly.

Not Set



Observation allows for common faults to be 'observed' consistently



Recommendations tell the client what to do



Owner says who is responsible for doing the work specified in the recommendation



Adding an Audit

That's it. This audit is now available to ALL system users online and ALL PDA users next time they perform a synchronisation, wherever they may be.

All data received from the new audit will be reportable via any audit report automatically, and will be included in any statistical analysis.





Performing an Audit

Now we have a questionnaire in the system, we need to use it.

The following graphics will illustrate the basic activities involved in performing a Risk assessment





Performing an Audit

- Create a new Assessment

Create Risk Assessment

Time On:

Portfolio:

Site:

Questionnaire:

Branch Manager:

Staff (P/T & F/T):

Floors:

Hours Booked (Hrs, Mins):

Expenses (£):

People At Risk: Children Contractors Public
 Staff Visitors



Performing an Audit

Now the new assessment is created, we can move on and answer the questions



General Questionnaire Attachments Contacts

1. HAZARDS: Inadequate Management Controls

Go to Question 1

1. In multi-tenant buildings, all adjoining locations

Response:

- Satisfactory
- Poor
- N/A

Comments:

Next

Files can be added to the question or assessment at different levels

Attachments

None:

Upload File:

Complete

This area always shows the current question – simply click the appropriate response to select

Comments can be added to each question

Home

Assessments

Reports

Administration

Today

Wednesday
12 November 20

My Summary

User: administr
Time: 14:06

Software Summar

Web Version:
PDA Version:

Risk Assessment

General

Questionnaire

Attachments

Contacts

Signatures

1. HAZARDS: Inadequate Management Controls

New Item

Location:

Observation:

Choose

Recommendation:

| Recommendation | Owner | Qty | Unit |
|---|-------------|-----|------|
| Managing Agent is to liaise with adjoining or shared tenants to determine if they have carried out a suitable fire risk assessment to minimise risk to your business. | FM Provider | 1 | Item |

Owner:

None

Quantity:

Unit:

None

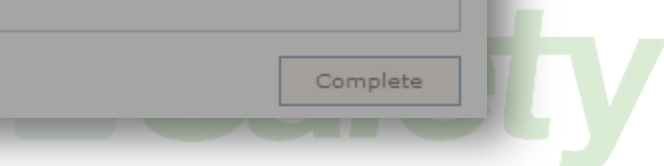
Insert

Upload File:

Browse...

Upload

Complete





General Questionnaire Attachments Contacts Signatures

1. HAZARDS: Inadequate Management Controls

Go to Question **1**

1. In multi-tenant buildings, all adjoining locations been fire risk assessed

Response: Satisfactory

Comment: [Text area]

Items

| Location | Observation | Recommendation | Qty | Owner | Unit |
|--------------------|--|---|-----|----------------|------|
| Adjacent Buildings | Adjoining locations have not been risk assessed. | Managing Agent is to liaise with adjoining or shared tenants to determine if they have carried out a suitable fire risk assessment to minimise risk to your business. | 1 | Branch Manager | Item |

Items show the observations and recommendations for the question, are question specific and show who is responsible to complete the recommendation

- Simple 'click and select' response options
- Pre-defined selectable observations and recommendation
- Comments and attachments for every question
- Can upload pictures to BackOffice (automatically incorporated on PDA facility)





Performing an Audit

Once all questions are complete, a process of approval can take place if required

Awaiting Approval Risk Assessments

| No | Questionnaire | Focus | Location | Assessor | Date | |
|-----|---------------------------------|---|----------------|---------------|------------|--|
| 695 | TESTING | BRC Test Site | ABBEE ESSEX | administrator | 26/09/2008 | |
| 740 | Fire Risk Assessment | HALESWORTH, GROUND & FIRST FLRBANK PLUS | SUFFOLK | stoc3390 | 24/09/2008 | |
| 694 | Health & Safety Risk Assessment | FLEET ST | LONDON | Matthew Janes | 24/09/2008 | |
| 693 | Fire Risk Assessment | FLEET ST | LONDON | Matthew Janes | 24/09/2008 | |
| 637 | Fire Risk Assessment | BRC Test Site | ABBEE ESSEX | administrator | 23/09/2008 | |
| 737 | Health & Safety Risk Assessment | HALESWORTH, GROUND & FIRST FLRBANK PLUS | SUFFOLK | stoc3390 | 18/08/2008 | |
| 84 | Health & Safety Risk Assessment | SOUTHWOLD | SUFFOLK | stoc3390 | 22/07/2008 | |
| 38 | Health & Safety Risk Assessment | Dummy Site | Dummy Location | tpreston | 21/07/2008 | |



Performing an Audit

Then it is a simple case of clicking the report icon and viewing the real-time, automatically generated report!



Reports are designed specifically for the customer ensuring the presentation of the report and the differing needs of each customer for statistical analysis are accounted for. Reports can also be created for specific questionnaires and dynamically altered based on client so you can have a base report with subtle differences depending on who sees it.

| Health & Safety Risk Assessment | | | Assessment No: 686 | | | |
|--|--|---|---|-------------|-------|---|
| Adequacy Poor (Items considered and deemed to be Poor) | | | Severity | Probability | Score | |
| 9 | HAZARDS: Storage of property-related chemicals | | | | | |
| 9.2 | Is there access to running water or eyewash bottles to the banking floor? | | | 2 | 2 | 4 |
| | Location | Observation | Recommendation | | | |
| | Branch | There is no access to eyewash bottles or running water | Provide bottles of eyewash | | | |
| 14 | HAZARDS: Radon/Methane | | | | | |
| 14.1 | The geographic location of the premise has been compared with the risk of Radon in the UK e.g. high risk areas are Cornwall, Devon, Northamptonshire, Derbyshire, and Somerset inc. parts of Grampian and parts of highland regions of Scotland to identify degree of risk [SURVEYOR to refer to NRPB map] | | | 2 | 1 | 2 |
| | Location | Observation | Recommendation | | | |
| | Branch | Property is located within an area identified as being 'high risk'. | Procedures are in place for regular radon monitoring. Records are kept on site. No further action required. | | | |
| 15 | HAZARDS: Work Equipment - eg lifts/escalators | | | | | |
| 15.6 | Rubber matting to BS 921 provided in front of control cabinet access points. | | | 3 | 2 | 6 |
| | Location | Observation | Recommendation | | | |
| | Room 4 | No rubber matting present | Fit rubber matting. | | | |
| 19 | HAZARDS: Inadequate Welfare Arrangements | | | | | |
| 19.2 | Hot water at washing facilities is not likely to cause scalding (50°C) or where water is likely to scald warning signage is provided. | | | 2 | 2 | 4 |



What else?

Well, we have simply touched the surface in this presentation. There are many more features, with a variety of ways of performing each one.





What else?

If you want to explore the system in more detail, see the PDA features and talk about costs, then we can arrange an online demonstration for you, or we can come and speak to you in person.





Where are we?

Mobile Safety Solutions
Fairfax House
Wetherby
West Yorkshire
LS22 7FD

T: 01937 580019

E: info@mobilesafety.co.uk

